



US00D629462S

(12) **United States Design Patent**
Wiese et al.

(10) **Patent No.:** **US D629,462 S**

(45) **Date of Patent:** **** Dec. 21, 2010**

(54) **VENDING MACHINE**

D442,416 S * 5/2001 Bedard D7/301
D500,810 S * 1/2005 Osigwe et al. D20/37
7,487,883 B2 * 2/2009 Waters 220/771

(75) Inventors: **Tim Wiese**, Tempe, AZ (US); **Russell Genet**, San Tan Valley, AZ (US)

* cited by examiner

(73) Assignee: **H30, LLC**, Tempe, AZ (US)

Primary Examiner—Mary Ann Calabrese
(74) *Attorney, Agent, or Firm*—Morgan Law Offices, PLC;
George D. Morgan

(**) Term: **14 Years**

(21) Appl. No.: **29/358,933**

(57) **CLAIM**

(22) Filed: **Apr. 1, 2010**

The ornamental design for the vending machine, as shown and described.

(51) **LOC (9) Cl.** **20-01**

(52) **U.S. Cl.** **D20/3**

(58) **Field of Classification Search** D20/1-9,
D20/29, 37, 99; D6/472; D7/300, 301, 311;
D9/539, 541; 220/771; 221/10, 92, 96, 104,
221/124, 126, 133, 151, 154, 155, 194

See application file for complete search history.

DESCRIPTION

FIG. 1 is a perspective view of a vending machine, showing our new design;

FIG. 2 is a front view thereof;

FIG. 3 is a rear view thereof;

FIG. 4 is a top plan view thereof;

FIG. 5 is a side view thereof, the opposite side being a mirror image; and,


FIG. 6 is a bottom plan view thereof.

(56) **References Cited**

U.S. PATENT DOCUMENTS

1,897,072 A * 2/1933 Parks et al. 221/10
D318,594 S * 7/1991 Shaw D7/301
D350,987 S * 9/1994 Wright D20/5
D389,672 S * 1/1998 Antao et al. D6/472

1 Claim, 6 Drawing Sheets






FIG. 1

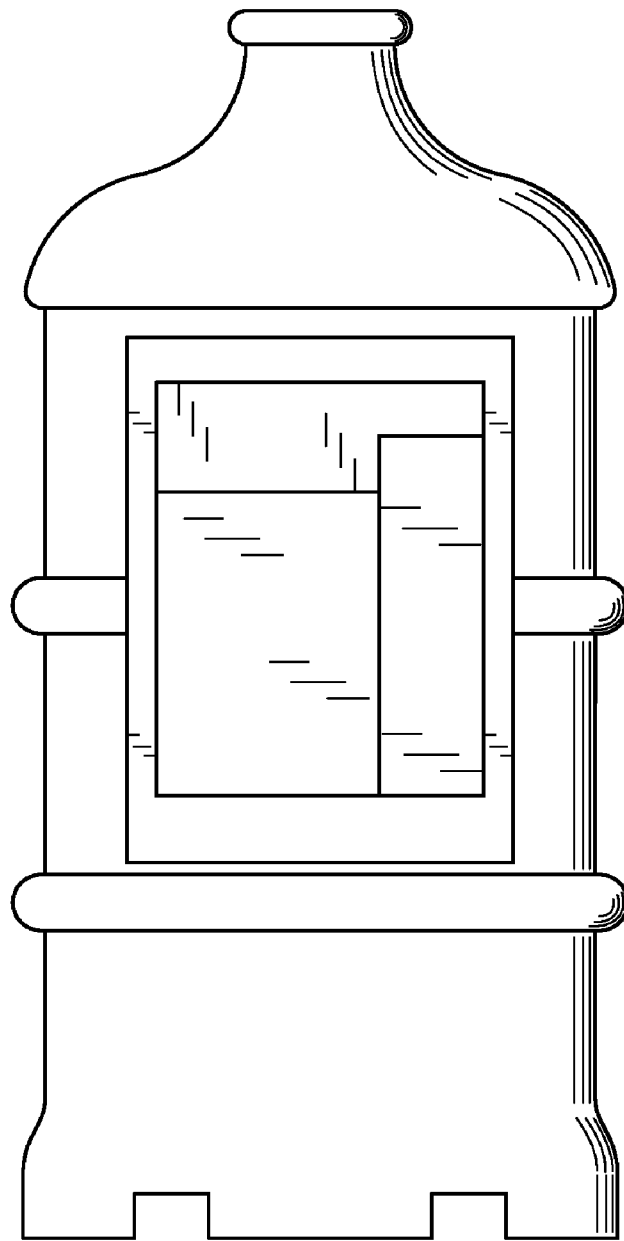


FIG. 2

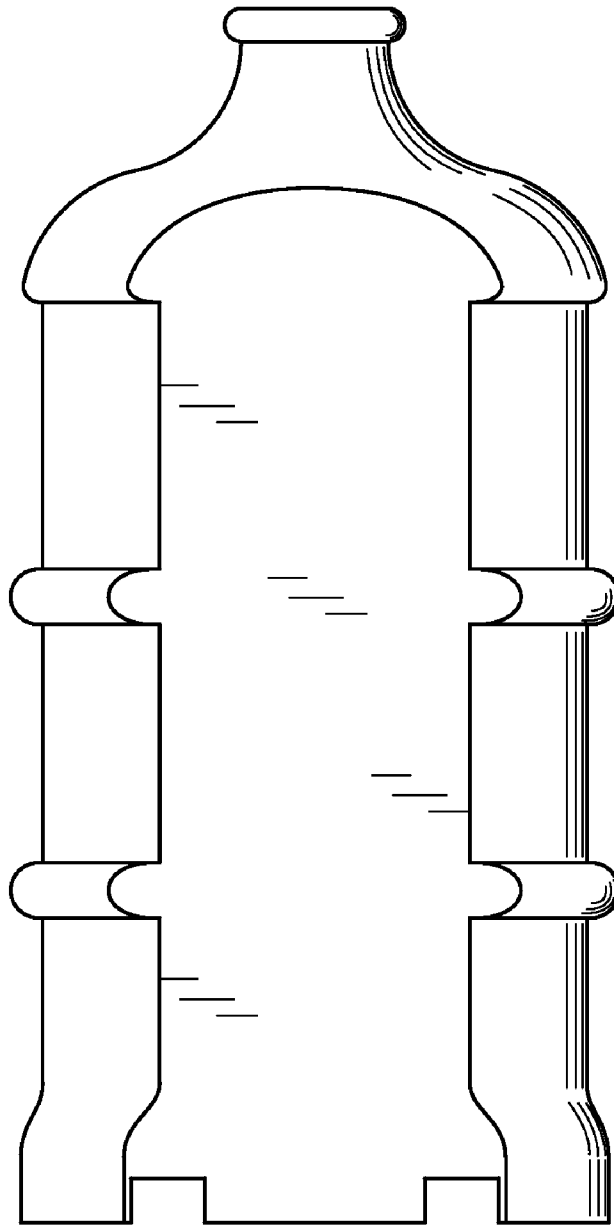


FIG. 3

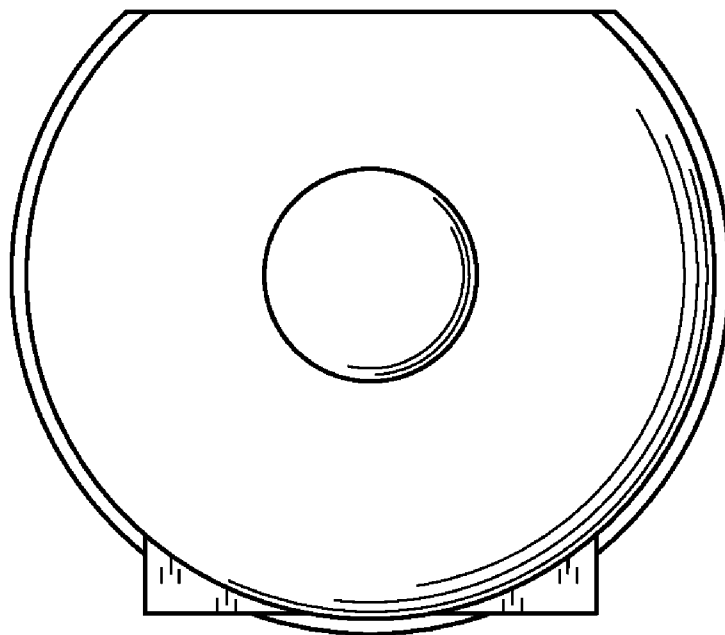


FIG. 4

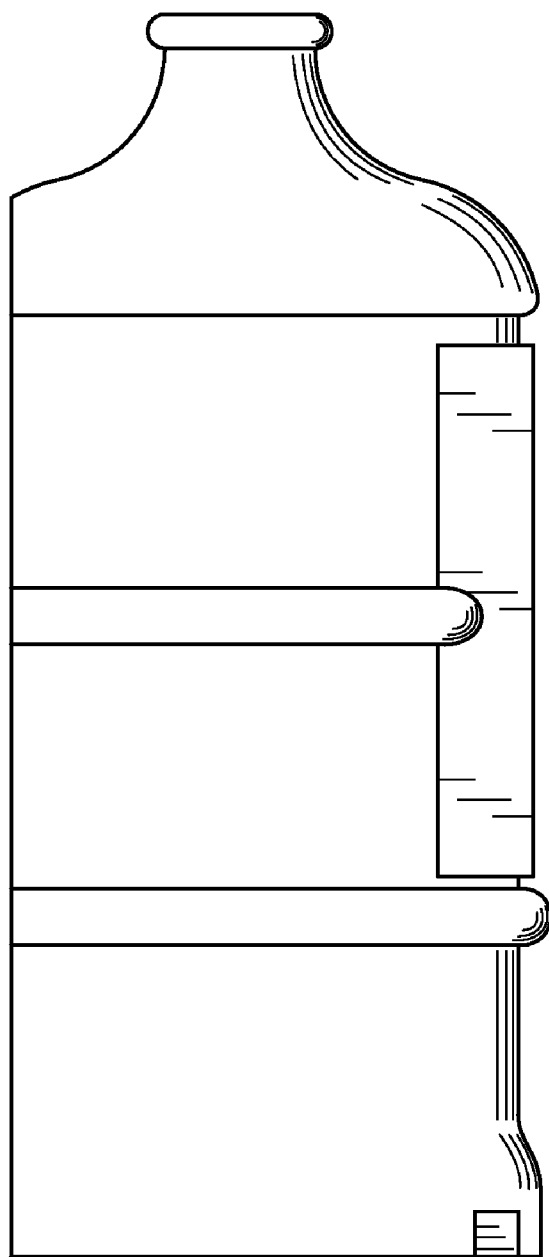


FIG. 5

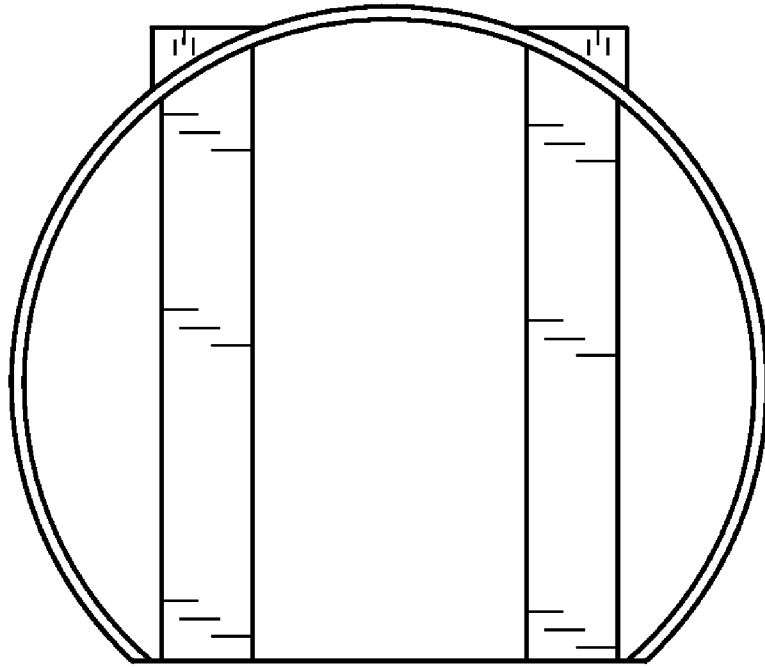


FIG. 6